

Mastering Print-on-Demand: A Comprehensive Guide to Formatting Your Book for Self-Publishers and Authors


Table of Contents

-
- Understanding Print-on-Demand (POD)
- Essential Formatting Standards for POD
 - Page Margins and Bleeds
 - Font Choice and Sizing
 - Header and Footer Formatting
 - Page Numbering
 - Images and Graphics
 - Table Formatting
 - and Copyright Notice
- Formatting Considerations for Specific POD Printers
 - Our Book Library KDP
 - IngramSpark
 - Barnes & Noble Press
 - Lulu
 - BookBaby

- Troubleshooting Common Formatting Issues
-

Welcome to the ultimate guide to formatting your book for print-on-demand (POD) printing. In today's digital age, self-publishing and POD have become increasingly popular, allowing authors to take control of their work and reach a global audience. However, to ensure your book achieves the highest quality print, it's essential to understand the specific formatting requirements of POD printers.

This comprehensive guide will provide you with all the knowledge and techniques you need to format your book professionally and flawlessly. From understanding POD printing to mastering industry standards and troubleshooting common issues, we'll cover every aspect to help you produce print-ready files that will impress your readers and leave a lasting impact.



Formatting for Print: How to format your book for POD printers (The Self-Publisher's Guide 1) by Reese Patton

★★★★★ 5 out of 5

Language : English
File size : 752 KB
Text-to-Speech : Enabled
Enhanced typesetting : Enabled
Print length : 238 pages
Lending : Enabled
Screen Reader : Supported



Understanding Print-on-Demand (POD)

POD printing is a transformative technology that has revolutionized the publishing industry. Unlike traditional offset printing, which requires large print runs, POD allows books to be printed one copy at a time, on demand. This eliminates the need for large inventories, reduces waste, and provides authors with greater flexibility and control over their publications.

POD printers utilize sophisticated digital printing equipment to produce books with exceptional quality. However, to achieve optimal results, it's crucial for authors to adhere to specific formatting guidelines set forth by these printers.

Essential Formatting Standards for POD

Before delving into the nuances of specific POD printers, let's establish a foundation of essential formatting standards that apply to all POD printing:

Page Margins and Bleeds

Page margins provide a clean and professional look to your book, while bleeds extend the background or images beyond the edge of the page. POD printers typically require specific margin and bleed settings:

- Top margin: 1 inch
- Bottom margin: 1 inch
- Left margin: 1.25 inches
- Right margin: 1.25 inches
- Bleed: 0.125 inch

Font Choice and Sizing

The font you choose for your book's text plays a vital role in readability and overall appearance. Select a font that is easy to read, visually appealing, and aligns with the tone and genre of your book. For body text, a serif font such as Times New Roman or Georgia is a classic choice, while sans-serif fonts like Arial or Calibri offer a modern look.

The optimal font size for body text is 11 or 12 points. Smaller fonts may be difficult to read, while larger fonts can make the text appear crowded and overwhelming.

Header and Footer Formatting

Headers and footers provide additional information or navigation elements on each page. POD printers usually allow you to customize the content and appearance of headers and footers. Here are some guidelines:

- Include the book title and author name in the header.
- Use a consistent font and size for headers and footers.
- Keep the content of headers and footers brief and concise.
- Avoid placing important text too close to the edge of the page, as it may be trimmed during binding.

Page Numbering

Page numbers are essential for navigating your book. POD printers typically recommend starting page numbers on the first page of the main text (after the title page and copyright page). You can choose to number pages with Arabic numerals or Roman numerals.

Ensure consistency in page numbering throughout the book, and avoid using page numbers on the title page or other front matter pages.

Images and Graphics

Images and graphics can enhance your book's visual appeal and convey information more effectively than text alone. When including images in your POD-formatted book, keep the following guidelines in mind:

- Use high-resolution images (300 dpi or higher).
- Choose the correct file format (JPEG, PNG, or TIFF).
- Ensure that images are properly sized and positioned within the text.
- Add captions or descriptions to images as necessary.

Table Formatting

Tables are a powerful tool for presenting data in a clear and organized manner. POD printers typically support basic table formatting, including:


- Creating tables with bFree Downloads and gridlines.
- Adjusting column widths and row heights.
- Aligning text within table cells.
- Using headers and footers in tables.

and Copyright Notice

An (International Standard Book Number) is a unique identifier for your book. It enables libraries, bookstores, and online retailers to identify,

catalog, and distribute your publication. Most POD printers require you to provide an for your book.

Additionally, it's important to include a copyright notice on the copyright page of your book. This notice protects your intellectual property and provides legal recourse in case of unauthorized use.




Formatting for Print: How to format your book for POD printers (The Self-Publisher's Guide 1) by Reese Patton

★★★★★ 5 out of 5

Language : English
File size : 752 KB
Text-to-Speech : Enabled
Enhanced typesetting : Enabled
Print length : 238 pages
Lending : Enabled
Screen Reader : Supported

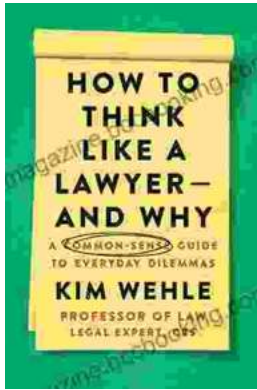
FREE

DOWNLOAD E-BOOK



Unveiling the Profound Essence of Taekwondo: Spirit and Practice Beyond Self-Defense

Taekwondo, an ancient Korean martial art, is often perceived solely as a means of self-defense. However, it encompasses a far more profound and...



Unveiling Clarity: The Common Sense Guide to Everyday Dilemmas Legal Expert Series

In the labyrinthine world of legal complexities, navigating everyday dilemmas can be a daunting task. But fear not, for the Common Sense Guide to Everyday Dilemmas Legal...